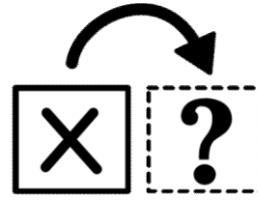






Now






Next




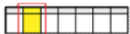








↓
1 2 3
First

↓
1 2 3
Next


↓
1 2 3
Last



This week I will:

M  	Tu  	W  	Th  	Fri  

Place the text and symbols for each schedule item into the boxes below. Then cut them out and laminate them, and velcro them on the schedule.

 <p>art and craft</p>	 <p>book</p>	 <p>computer time</p>	 <p>cooking</p>
 <p>diary</p>	 <p>drawing</p>	 <p>email</p>	 <p>game</p>
 <p>imaginative play</p>	 <p>learning website</p>	 <p>Lego</p>	 <p>maths</p>
 <p>painting</p>	 <p>puzzle</p>	 <p>read</p>	 <p>research</p>
 <p>sensory play</p>	 <p>study</p>	 <p>water play</p>	 <p>write</p>

Inspired by A. Harley Fife SLS ASIST

<https://girfec.fife.scot/services/supporting-learners-service-autism-spectrum-information-and-support-team-asis>
PCS® by Tobii Dynavox® and Boardmaker® For a free trial go to www.boardmakeronline.com

Place the text and symbols for each schedule item into the boxes below. Then cut them out and laminate them, and velcro them on the schedule.

 <p>bath</p>	 <p>breakfast</p>	 <p>brush hair</p>	 <p>care for my pet</p>
 <p>chores</p>	 <p>dinner</p>	 <p>exercise</p>	 <p>lay table</p>
 <p>lunch</p>	 <p>make bed</p>	 <p>prepare a meal</p>	 <p>puzzles</p>
 <p>shower</p>	 <p>sleep</p>	 <p>snack</p>	 <p>take medication</p>
 <p>tidy</p>	 <p>toilet</p>	 <p>wash dishes</p>	 <p>wash hands</p>

Inspired by A. Harley Fife SLS ASIST

<https://girfec.fife.scot/services/supporting-learners-service-autism-spectrum-information-and-support-team-asis>
PCS® by Tobii Dynavox® and Boardmaker® For a free trial go to www.boardmakeronline.com

Place the text and symbols for each schedule item into the boxes below. Then cut them out and laminate them, and velcro them on the schedule.

